




# 2023 Hurricane Season Forecast

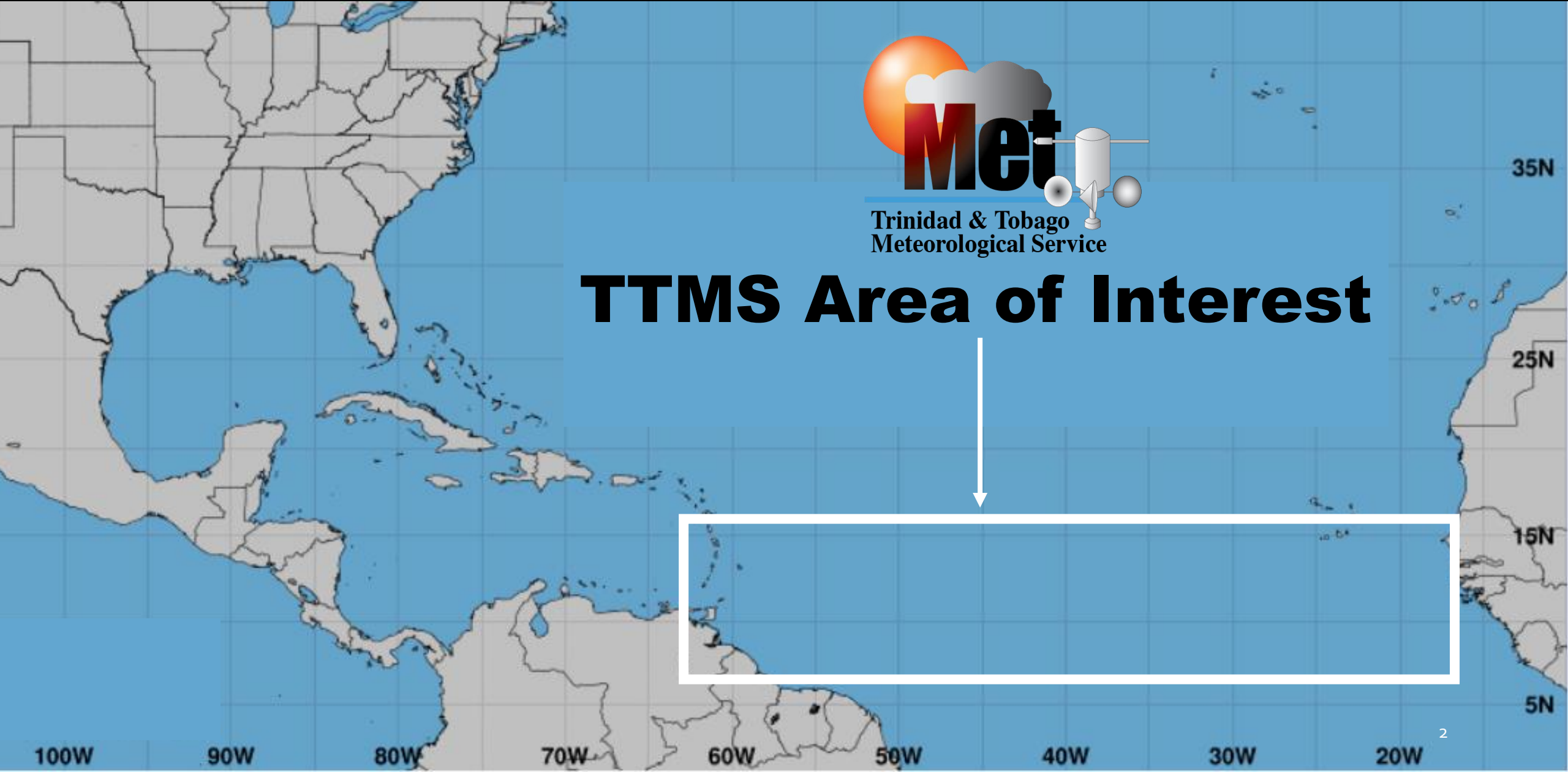
## TTMS Area of Interest

Issued: May 12, 2023

# North Atlantic Hurricane Basin



**TTMS Area of Interest**



# North Atlantic Hurricane Basin

## Area of Interest Average Hurricane Season Activity

**1991-2020**

**4 Named Storms**

**1 Hurricane**



12:53 pm EST  
Fri Apr 16 2021

100W 90W 80W 70W 60W 50W 40W 30W 20W

# 2023 Hurricane Season Forecast Area of Interest for T&T



**2023  
Forecast**

**1991-2020  
Average**

**MOST LIKELY NUMBER OF NAMED STORMS**

**4**

**4**

**LIKELY NUMBER OF NAMED STORMS**

**2-6**

**4**

**MOST LIKELY NUMBER OF HURRICANES**

**2**

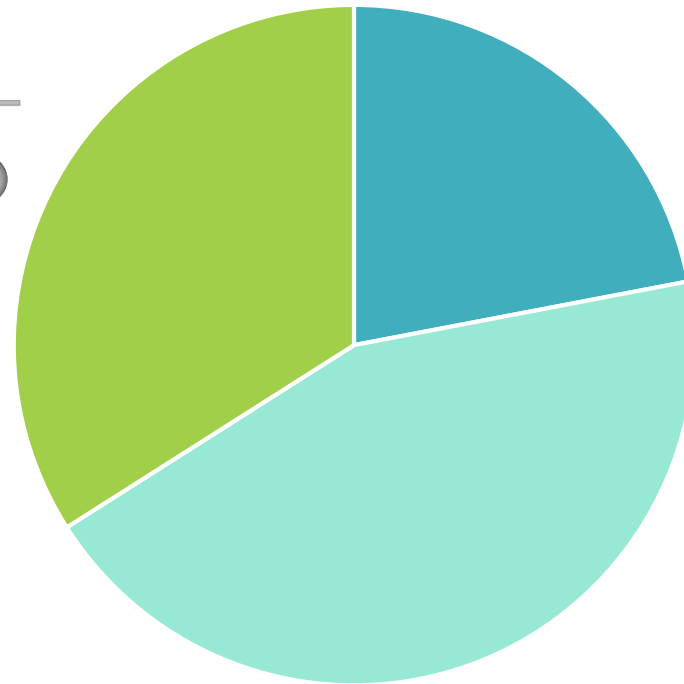
**1**

**LIKELY NUMBER OF HURRICANES**

**1-3**

**1**

# 2023 Hurricane Season Forecast Area of Interest to T&T




■ Below Normal 22%    ■ Normal 44%    ■ Above Normal 34%

# Key Points

- The region faces another active hurricane season in the area of interest.**
- Heightened tropical storm activity is more likely during the peak of the season from August to October, but most likely in August and September.**
- Any tropical cyclone forming in Area of Interest has the potential to threaten Trinidad and Tobago, and the rest of the eastern Caribbean.**
- A season only needs one tropical storm or hurricane to cause devastation in Trinidad and Tobago, for it to be an active season. Citizens should increase preparation.**



*Thank You*



Feedback: [metcommunications@gov.tt](mailto:metcommunications@gov.tt)  
[www.metoffice.gov.tt](http://www.metoffice.gov.tt)